



Around the House

Home improvement news compliments of Maeser Master Services
maeser.com • 502-266-6546

20 tips to save money this heating season

- 1. CHANGE YOUR FILTERS** Dirty filters in your home's heating system result in dirty air in your home. They also restrict the system's air flow, reducing your heating system's efficiency by up to 15%.
- 2. INSTALL A PROGRAMMABLE THERMOSTAT** Installing a programmable thermostat in your home (and using it correctly!) can save you up to \$180 in heating and cooling costs each year.
- 3. SET YOUR PROGRAMMABLE THERMOSTAT** Setting it for an optimal temperature of 68° while you are awake and at home and 10 degrees cooler than that while you sleep and are at work will result in big savings.
- 4. TUNE-UP YOUR EQUIPMENT** Annual maintenance on your heating equipment prolongs its life, prevents untimely breakdowns, protects your home from potential damage and increases your system's efficiency.
- 5. REDUCE YOUR WATERHEATER'S TEMPERATURE** Water heaters usually come with a preset temperature of 140°. Adjusting this preset temperature to 120° will save you money.
- 6. SEAL YOUR WINDOWS** Gaps around windows result in a drafty feel and a source of heat loss. This heat loss can easily be stopped by adding caulking around your home's windows.
- 7. ADD WEATHER STRIPPING TO YOUR EXTERIOR DOORS** Many exterior doors have a small gap at the very bottom – this gap is an easy escape route for your home's heat. Adding weather stripping to the bottom of the door will block that loss.
- 8. INSULATE YOUR ATTIC** Adding 12 inches of insulation to your home's attic will drastically reduce heating loss in the winter while also keeping your home cooler in the summer months.
- 9. SEAL YOUR DUCTS** Leaking ducts affect 3 out of 4 homes in the US and homes that have leaking duct work lose between 25-40% of heating energy through the leaks in their duct work.
- 10. CHECK YOUR HEATING VENTS** Make sure that your vents are not being stifled by items in your home. Check your heating vents to ensure that they are not blocked by furniture, rugs or other household objects.
- 11. REMOVE ANY WINDOW-UNIT AIR CONDITIONERS** This will reduce the risk of heat loss through the unit and the gaps on the sides of the unit. If you cannot remove the a/c, add insulation around the outside of the unit and caulk in any gaps on the sides.
- 12. INSULATE YOUR ELECTRICAL OUTLETS AND SWITCHES** Adding foam outlet and switch gaskets behind the wall plates throughout your home will prevent heat loss through the outlet and switch openings.
- 13. INSULATE YOUR ATTIC ACCESS PANEL** Prevent heat loss by adding weather stripping around the attic access panel. Additionally, cut a piece of foam board insulation to attach to and cover the back of the panel.
- 14. CHECK YOUR CHIMNEY'S FLUE** Gaps around the flue allow heat to escape. Glimpse into your chimney and see if you can spot any daylight. If you can, you have a gap to fill. Consider using an inflatable chimney balloon.
- 15. MAKE USE OF YOUR HOME'S CURTAINS** Open them during the day to let in the sun's warm light and draw them shut at night to help prevent warm air from making its way out the window.
- 16. USE YOUR CEILING FAN** This may sound counterintuitive, but setting your ceiling fan to run clockwise, at a slow speed will send the warm air that has risen to the top of the room down towards you and your family.
- 17. PUT A JACKET ON YOUR WATER HEATER** Well, an insulating layer that is. This can help your water heater keep the tanked water warmer with less energy during cold winter weather.
- 18. CLEAN YOUR WOOD OR PELLET STOVE VENTS REGULARLY** This cleaning will help keep the wood or pellet stove running efficiently. It also reduces the risk of fire damage to your home.
- 19. GIVE THE FURNACE SOME SPACE** Your furnace (or boiler!) needs room to run efficiently. Remove any items that you may be storing closely around or against your heating system to give it the space it needs.
- 20. TAKE ADVANTAGE OF OUR HEATING SPECIALS!** Having your home's heating system professionally tuned-up will help it run better for longer...and for a limited time take **\$30 off any home heating service.**


Maeser
Bath Design Studio

Featured
Bathroom Remodel

Our customer wanted to have a large, luxurious shower with safety features installed. We took out the tub and used part of a closet to make a 5' x 5' shower space. In order to increase the safety in the shower, we added grab bars. It also features a 4" feature strip, recessed niche, corner seat, double-shower heads, and curved shower rod. The fixtures are oil-rubbed bronze and the offset pattern tile on the shower walls cover floor to ceiling.

Other features include a custom-made, wood-stained vanity with a granite counter top, oil-rubbed bronze faucet, double-bowl sink, beveled edge mirror and vanity lights above each sink.

A medicine cabinet was installed above the commode and the tile on the floor was placed in a straight pattern on floors. Check out the rest of the photos for this bathroom in our web site portfolio - www.maeser.com/bathroom-remodeling/portfolio. Click on Dorsey master.



Visit the Maeser Bath Design Studio at
11101 Electron Drive
Louisville, KY 40299

See examples of lighting, flooring, tile, shower walls, counter tops, custom-made vanities, fixtures, mirrors, and much more.

TWO-FUR DEAL!



FREE FURNACE
With Air Conditioner
Purchase*

If your furnace and air conditioner are over 10-years old, it's possible they've gone to the dogs. Here is your chance to fetch a **FREE FURNACE UNIT** when you purchase a new A/C unit.

Just Need a Furnace? Ask about our \$500 Rebate on Bryant's High-Efficiency Furnace! Call or visit maeser.com/two-fur-deal for details.

*Not valid with any other offer. Expires 11/06/15. 1015DN



Heating & Cooling Systems
Whatever it takes.

QUACKS

Free Service Call

Did you know you have free service calls with any plumbing, heating or cooling repair? \$69 value.

•HVAC tune-up!

It's time to get a Precision Furnace Tune-Up to prevent the inconvenience and expense of a furnace breakdown.



Maeser Services

- Plumbing
- Heating / Cooling
- Geothermal
- Bathroom Remodeling

\$30

Referred By: _____

Call Maeser at **266-6546**

Please mention this card when you schedule an appointment to receive discount. You'll receive \$30 off your first scheduled appointment and the friend that referred you will receive a \$30 Maeser credit. Unlimited credits!

\$30 CREDIT  **\$30 OFF**

FAMILY & FRIENDS



REFERRAL CARD



Maeser Services

- Plumbing
- Heating / Cooling
- Geothermal
- Bathroom Remodeling

\$30

Referred By: _____

Call Maeser at **266-6546**

Please mention this card when you schedule an appointment to receive discount. You'll receive \$30 off your first scheduled appointment and the friend that referred you will receive a \$30 Maeser credit. Unlimited credits!

\$30 CREDIT  **\$30 OFF**

FAMILY & FRIENDS



REFERRAL CARD

It pays to have friends!! Refer your family and friends to Maeser!


It's easy! Just tear out your cards, print your name in the space provided and give it to a family member or friend who has never used Maeser before. When they schedule an appointment, they will receive \$30 off any repair and you will receive \$30 Maeser credit. Unlimited friends? Unlimited credits! Or you can download the card from our web site, type your name and email it to a friend - www.maeser.com/referral. Redeem your credits by 12/31/16.

It pays to have friends!

Get details inside this newsletter.

Spotlight on Bill!

Bill wears many hats at Maeser. He is a licensed plumber for Kentucky and Indiana, has a certificate in drafting, is a lead-safe certified renovator and is certified in aging-in-place bathrooms. Bill also meets with customers wanting to remodel their bathroom, giving them advice and professional tips from plumbing to fixtures.



Bill and his wife Lynda, have two sons, Matthew and William and two dogs.

When not working, Bill loves old cars and hot rods.

Thank you for 32 years of service, Bill!




"Just Ducky" Services

Plumbing

- Back Flow Preventers
- Drain Water Lines
- Drain Cleaning
- Emergency Plumbing Repairs
- Faucet Installation
- Fixture Replacement
- Garbage Disposals
- Gas Piping Repairs
- Sump Pump Flooding Prevention
- Water Heating

Heating and Cooling

- Air Cleaners
- Air Conditioning
- Indoor Air Quality Systems
- Furnaces
- Geothermal
- Heat Pumps
- Humidifiers
- Roof Top Units
- Unit Heaters
- Zone Control Comfort Solutions

Complete Bathroom and Aging-In-Place Remodels


Visit our Maeser Bath Design Studio!

11101 Electron Drive, 40299

Financing Available




502-266-6546

www.maeser.com



Get rewarded for referring family and friends!

See referral cards.


502-266-6546 • maeser.com

MPL2258 • MO1182

just ducky recipes...

Vicki's Reuben Dip

Customer Service Rep



Ingredients:

- 1/2 cup mayonnaise
- 1/2 cup Thousand Island dressing
- 8 oz. shredded corned beef
- 16 oz. sauerkraut, rinsed and squeezed dry
- 16 oz. shredded Swiss cheese

Directions:

Preheat oven to 350°.

In a small bowl, combine mayonnaise and dressing. Spread sauerkraut into a 9x13 inch dish. Layer corned beef, Swiss cheese, and the mayonnaise dressing mixture on top of the sauerkraut. Bake for 20 to 25 minutes.

Spread on Triscuit Rye Crackers or Deli Rye bread squares.



11101 Electron Drive
Louisville, KY 40299
MPL 2258 • MO 1182

